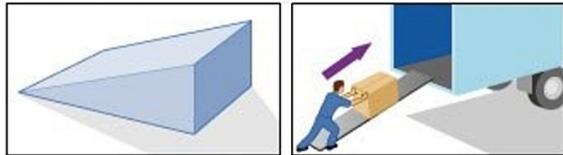


# #STEAMSEARCH: Simple Machines

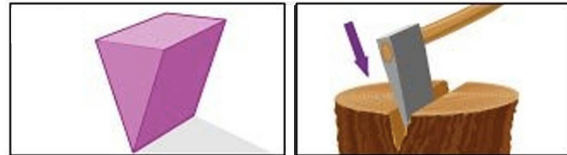
## INCLINED PLANE

An Inclined plane has a gently sloped surface to help you move heavy objects upward or downward. Find an example of an inclined plane around your home.



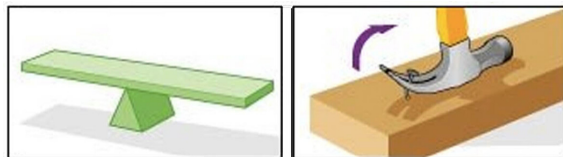
## WEDGE

A wedge gets thinner at one end and is used to split material apart. Find an example of a wedge around your home.




## LEVER

A plank that rests on something underneath and moves up and down like a see saw. Find an example of a lever around your home.



## WHEEL AND AXLE

A wheel and an axle work together to carry loads around easily, for long distances with very less effort. Find an example of a wheel and axle around your home.



## SCREW

A twisted inclined plane, a screw allows movement from a lower position to a higher position while moving in a circle. Find an example of a screw around your home.



## PULLEY

A pulley is a wheel and rope that can change the direction of a force and move an object from low to high. Find an example of a pulley around your home.

